


# MICRO CEMENT

CEMENT BASED MICRO  
TOPPINGS CREATED BY  
BHARAT FLOORINGS AND TILES



YOUR FOREVER FLOORING



100YEARS





## MICRO CEMENT FLOORS

Cement based microtoppings can be used indoors to provide a clean canvas for decorative treatments.

**With quick installation time, micro cement floors can turn any space into a vibrant and beautifully designed area.**


Micro cement floor is designed to be overlaid on top of the existing floor, thus preventing the need to rip out the existing floors and waste valuable time and money.

## BY BHARAT FLOORINGS AND TILES

The Bharat Floorings and Tiles, an ISO 9001:2015 Certified legacy brand is the leader in artisanal cement floorings in India since 1922. For a hundred years BFT's wide range of patterned and terrazzo tiles and elegant marble has graced iconic spaces and ruled the hearts of the who's who of Indian Society. Architectural marvels such as the Umaid Bhavan Palace to modern day celebrity homes demonstrate the foreverness of the brand.

Today, in a world that prizes mechanically produced floorings, the company still continues to skillfully blend craftsmanship with industrial scale to bring together unique flooring solutions that are long-lasting and beautiful. Our products are custom designed to create stunning floors and walls to suit eclectic tastes. Our patterned encaustic tiles have been much acclaimed by architects, and interior designers, and have received awards from UNESCO. We help designers to envision their dream floor and convert it into reality. The timeless elegance and durability of these tiles make them works of art. At BFT, we do all India projects and also export tiles to the USA, England, Sri Lanka, Mauritius, Dubai, etc.

# THE JOURNEY OF A 100 YEARS



**1922**



Pheroze and Rustom Sidhwa started a tile manufacturing unit called The Bharat Flooring Tile Company



**1935**




Bharats' floors jazz up Art Deco precincts across Mumbai

**1930**

Bharat Tiles found their way into the Bombay Central Railway station, Royal Mint, Universities, and even the Governors' houses

**1937**

Bharat's Indian and Italian Marbles in swadeshi banks and insurance companies




**1940**

Grindwell Abrasives is born




**1980**

Bharat's Stilan™ tiles in the Bombay Dyeing, Century and Khatau Makanji Mills. Bharat wins 7 contracts with the Tata group.




**1960**

The debut of Stilan™ heavy duty tile for Industries



**1999**

Dusting off its original molds from the 1920s and rediscovering its original catalogues, Bharat's Heritage™ range was relaunched in 1999 at the Kala Ghoda Arts Festival, Mumbai.



**2005**

Heritage Conservation: BFT restores the Salar Jung Museum, Hyderabad and then the Bhau Daji Lad Museum, Mumbai which won a UNESCO Award for Cultural heritage conservation in 2005



**2013**

Winning the UNESCO award for the Royal Bombay Yacht Club

**2010**

Reviving the craft of in-situ floors



**2014 onwards**

BFT pioneers collaborations with top design talent for fresh tile collections spanning the next decade



**2022**

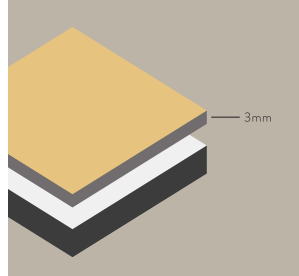
Completes 100 Years and gears up for the next one with an assortment of home decor, called the BFT Home.



**And the journey continues...**



# THE ADVANTAGES



## WORKS FOR NEW OR EXISTING FLOOR SEAMLESSLY

Micro toppings can be easily laid on top of old and new floors, or as overlays on top of an existing floor that needs a facelift quickly. The end floor will be seamless and easy to clean.




## RAPID INSTALLATION

Takes only a few days to install.



## ENDLESS OPTIONS

Choose from different patterns and colours.



## LOW MAINTENANCE

With a sealer coating, the floor will last years with minimal need for periodic maintenance.



## COST EFFECTIVE

By reducing time and removing the need to break old floors, money is saved.

# THE INSTALLATION

## MICRO CEMENT FLOORING INSTALLATION PROCESS



### 1 SURFACE PREPARATION

Base preparation, floor buffing, cleaning and joint filling.



### 2 APPLY PRIMER COAT

Apply Primer coat for bonding. It ensures that the overlay will adhere firmly to the underlying floor.



### 4 APPLY VARNISH

Apply varnish for strength.




### 5 SEAL THE FLOOR

Applying sealer is the last step and ensures the colour is enhanced while the floor is protected against stains.



### 3 APPLY THE OVERLAY

Apply four layers of overlay. Two base coat and two top coat.



### 6 DRYING

Each layer takes 24 hours to dry.

# MICRO CEMENT

CHOOSE YOUR SHADE FROM OUR  
HANDPICKED COLOUR PALETTE

SNOW WHITE



NATURAL WHITE




WHITE SMOKE



NATURAL GREY



CLOUD



STEEL



SILVER GRAPHITE




CHARCOAL



IVORY



PERLATO



COFFEE CREAM



MOCHA



BLUSH



DEEP BLUSH



ROSE DAWN



BELGIAN CHOCOLATE



MELON



JAISALMER



APRICOT



BURNT ORANGE



MELLOW



GOLD




FLAME RED




ROSEWOOD



OLIVE



SKY BLUE



SMOKY BLUE



ROYAL BLUE



Please note that the colors shown are representative and each Microcement floor will exhibit a subtle cloudy texture. Variations in cement shades may occur due to the nature of raw materials, even though we meticulously craft our blends using the finest ingredients.



# THE PROJECTS

TRANSFORM YOUR FLOORS INTO STUNNING, MINIMALISTIC MASTERPIECES WITH THE ELEGANCE OF MICROCEMENT.



Beautiful Microcement Floor in Cloudy Beige at Les Bouchons, a premium wine cellar at Malabar Hill, Mumbai, Interiors - The Busride Design Studio, Photography - Fabien Charuau





Minimalist shades of Grey at Sequel Cafe in Mumbai, Interiors - Muselab, Photography- Sameer Tawde



The pretty and minimalistic floor in customised Terracotta and Grey truly reflects to it's name, Sunset Home, a residence in Ahmedabad, Interiors - Nikunj Choradiya, Photography - Padmavati Photographers



Microcement in Cloudy Grey at 266 Wine and Bar lounge in Mumbai, Interiors - Essaje's Atelier



The floor design in cloudy Yellow and Grey truly reflects to it's name, Sunset Home, a residence in Ahmedabad Interiors - Nikunj Choradiya, Photography - Padmavati Photographers



Handcrafted floor in beige for the makers of the finest Banarasi handloom saris, Tilfi Studio in Varanasi, Interiors - Aditi Sharma, Photography - Ishita Sitlawala







## A CENTURY OF MAKING ARTISANAL TILES

With a reputation dating back for 100 years, Bharat Floorings & Tiles is considered a leader in custom-made cement floorings. Customers have trusted the brand's superior quality and welcomed the company into their daily lives, creating invaluable memories for generations of office and homeowners. Our commitment to handmade has created bespoke and unique products that can serve as cherished family heirlooms for years to come. Our cement tiles are made by hand, one at a time, using mineral pigments. After the tile is casted by the artisan, it is cured in water for a period of time, and then air dried before being shipped.



To create your story, drop into our showroom or visit us online.  
We have showrooms located in Mumbai | Delhi | Ahmedabad  
| Vadodara | Goa | Bengaluru | Hyderabad | Pune

Bharat Floorings & Tiles (Mumbai) Pvt Ltd.  
32, Mumbai Samachar Marg, Next To BSE, Fort, Mumbai 400023  
T: +91 22 40574400/23/44 | E: info@bharatfloorings.com  
W: www.bharatfloorings.com | @ bharatfloorings | f BharatFloors  
ISO 9001: 2015 Certified Company | Brochure Date: October, 2023

